

BASS

FMS Orchestra

Scale Packet



Name: _____

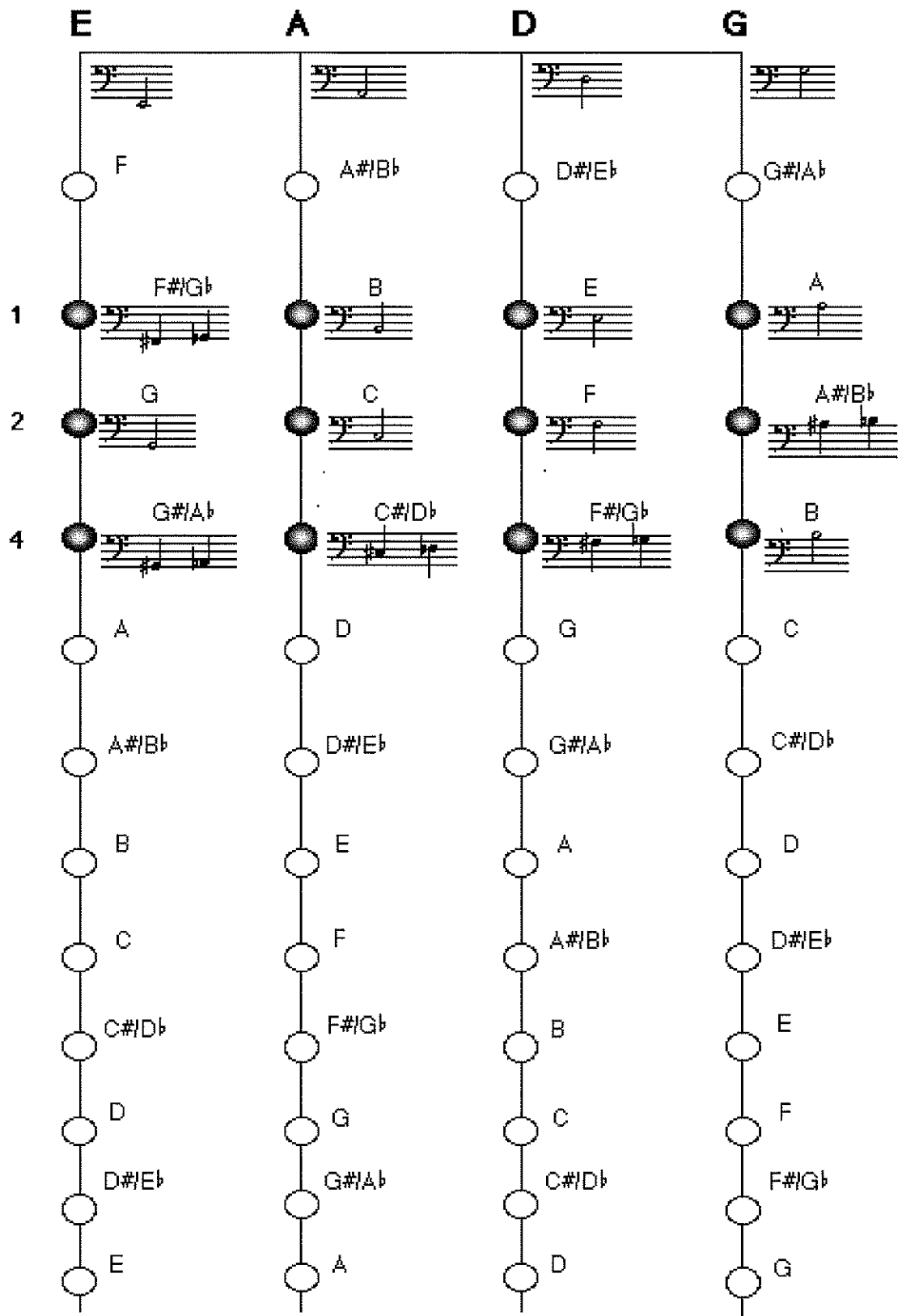
In this packet:
Finger charts
Scales and Arpeggios
Circle of Fifths
Music Terms

BASS Finger Chart (Half position)

	E	A	D	G
1				
2				
4				
	G#/Ab	C#/Db	F#/Gb	B
	A	D	G	C
	A#/Bb	D#/Eb	G#/Ab	C#/Db
	B	E	A	D
	C	F	A#/Bb	D#/Eb
	C#/Db	F#/Gb	B	E
	D	G	C	F
	D#/Eb	G#/Ab	C#/Db	F#/Gb
	E	A	D	G

HALF POSITION

Bass Finger Chart (1st position)



1st POSITION

♩ = arpeggio

Bass Clef Scales

Major Scales

C Major

LOW

2 0 1 2 0 1 2 4

D Major

High

0 1 4 0 1 4 2 4

E Major

F# Major

F Major

LOW

1 2 0 1 4 0 1 2

Eb Major

Db Major

Cb Major

G Major

2 0 1 2 0 1 4 0

A Major

B Major

LOW

0 1 4 0 1 4 2

C# Major

Bb Major

LOW

1 4 0 1 4 0 1 2

Ab Major

Gb Major

F Major

E Major

D Major

Bass Fingering Chart




Low 1st finger



Low 1st finger

1st finger
tape



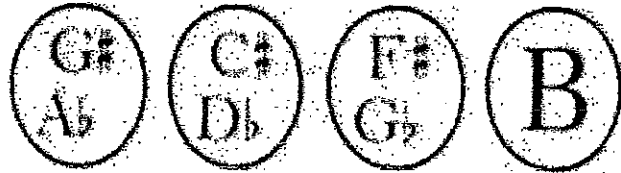
1st finger
tape

2nd finger




2nd finger

4th finger
tape



4th finger
tape



D Major Scale

Bass

One Octave Scale:

Musical notation for one octave D major scale in bass clef. The key signature has two sharps (F# and C#) and the time signature is 4/4. The scale is written as a sequence of eighth notes. Fingering numbers are placed above the notes: 4, 4, -2, 4, 2, -4, 1, 4.

One Octave Arpeggio:

Musical notation for one octave D major arpeggio in bass clef. The key signature has two sharps (F# and C#) and the time signature is 4/4. The arpeggio is written as a sequence of eighth notes. Fingering numbers are placed above the notes: 6, 4, -4, -1, 4.

Two Octave Scale:

Musical notation for two octave D major scale in bass clef. The key signature has two sharps (F# and C#) and the time signature is 4/4. The scale is written as a sequence of eighth notes. Fingering numbers are placed above the notes: 10, 0, 0, 1, 2, 4, 4, 4, -2, 4, 2, -4, 1, 4.

Musical notation for two octave D major scale in bass clef. The key signature has two sharps (F# and C#) and the time signature is 4/4. The scale is written as a sequence of eighth notes. Fingering numbers are placed above the notes: 15, 4, 2, 1, 0, 0.

Two Octave Arpeggio:

Musical notation for two octave D major arpeggio in bass clef. The key signature has two sharps (F# and C#) and the time signature is 4/4. The arpeggio is written as a sequence of eighth notes. Fingering numbers are placed above the notes: 20, 0, 1, 0, 0, 4, 1, -4, -1, 4, 0, 0, 1, 0.

G Major Scale

Bass

One Octave Scale:

Musical notation for one octave G major scale in bass clef. The key signature has one sharp (F#) and the time signature is 4/4. The scale is written in quarter notes. Fingering numbers are: 2, 2, 4, 4, 2, 2.

One Octave Arpeggio:

Musical notation for one octave G major arpeggio in bass clef. The key signature has one sharp (F#) and the time signature is 4/4. The arpeggio is written in quarter notes. Fingering numbers are: 6, 2, 1, 1, 2.

Two Octave Scale:

Musical notation for two octave G major scale in bass clef. The key signature has one sharp (F#) and the time signature is 4/4. The scale is written in quarter notes. Fingering numbers are: 10, 2, 2, 4, 4, -2, 4, -1, 4, x4, -4, 1, -4, 2, -4.

Musical notation for two octave G major scale in bass clef. The key signature has one sharp (F#) and the time signature is 4/4. The scale is written in quarter notes. Fingering numbers are: 15, 1, 4, 2, 2.

Two Octave Arpeggio:

Musical notation for two octave G major arpeggio in bass clef. The key signature has one sharp (F#) and the time signature is 4/4. The arpeggio is written in quarter notes. Fingering numbers are: 20, 2, 1, -1, -1, 4, -4, -4, 0, 1, 2.

C Major Scale

Bass

One Octave Scale:

Musical notation for one octave C major scale in bass clef. The scale is written in 4/4 time. The notes are: C2 (4), D2 (2), E2 (4), F2 (-2), G2 (-4), A2 (2), B2 (4), C3. The final note is followed by a quarter rest.

One Octave Arpeggio:

Musical notation for one octave C major arpeggio in bass clef. The notes are: C2 (6), D2 (4), E2 (1), F2 (-2), G2 (-1), A2 (4), B2. The final note is followed by a quarter rest.

Two Octave Scale:

Musical notation for two octave C major scale in bass clef, starting at measure 10. The notes are: C2 (4), D2 (0), E2 (1), F2 (4), G2 (4), A2 (2), B2 (4), C3 (-2), D3 (-4), E3 (2), F3 (4), G3 (-2), A3 (-4), B3 (2), C4 (4). The final note is followed by a quarter rest.

Musical notation for two octave C major scale in bass clef, continuing from measure 16. The notes are: C3 (4), D3 (1), E3 (0), F3 (0), G3 (4), A3. The final note is followed by a quarter rest.

Two Octave Arpeggio:

Musical notation for two octave C major arpeggio in bass clef, starting at measure 20. The notes are: C2 (4), D2 (4), E2 (4), F2 (1), G2 (-2), A2 (-1), B2 (4), C3 (4), D3 (0), E3 (4), F3. The final note is followed by a quarter rest.

A Major Scale

Bass

One Octave Scale:

Musical notation for one octave A major scale in bass clef. The key signature has two sharps (F# and C#) and the time signature is 4/4. The scale is written on a single staff. Fingering numbers are placed above the notes: 4, 4, -1, -1, -1, 4, 4.

One Octave Arpeggio:

Musical notation for one octave A major arpeggio in bass clef. The key signature has two sharps (F# and C#) and the time signature is 4/4. The arpeggio is written on a single staff. Fingering numbers are placed above the notes: 6, 4, 4.

Two Octave Scale:

Musical notation for two octave A major scale in bass clef. The key signature has two sharps (F# and C#) and the time signature is 4/4. The scale is written on a single staff. Fingering numbers are placed above the notes: 10, 4, 4, -1, -1, 4, -2, 4, -1, 4, -1, 2, 1, -4, 1, -4, 2.

Musical notation for two octave A major scale in bass clef. The key signature has two sharps (F# and C#) and the time signature is 4/4. The scale is written on a single staff. Fingering numbers are placed above the notes: 15, -4, -1, 4, 4.

Two Octave Arpeggio:

Musical notation for two octave A major arpeggio in bass clef. The key signature has two sharps (F# and C#) and the time signature is 4/4. The arpeggio is written on a single staff. Fingering numbers are placed above the notes: 20, 4, -2, -1, -4, -1, -2, -1, 4.

One Octave Bb Major Scale

Bb Major = 2 b's: Bb and Eb

Ab=G#

Db=C#

Gb=F#

Cb= B Natural

Double Bass



L1 4 0 L1 4 0 2 4

Half position

One Octave Eb Major Scale

Eb Major = 3 b's Bb, Eb and Ab

Ab=G#

Db=C#

Gb=F#

Cb= B Natural

Double Bass

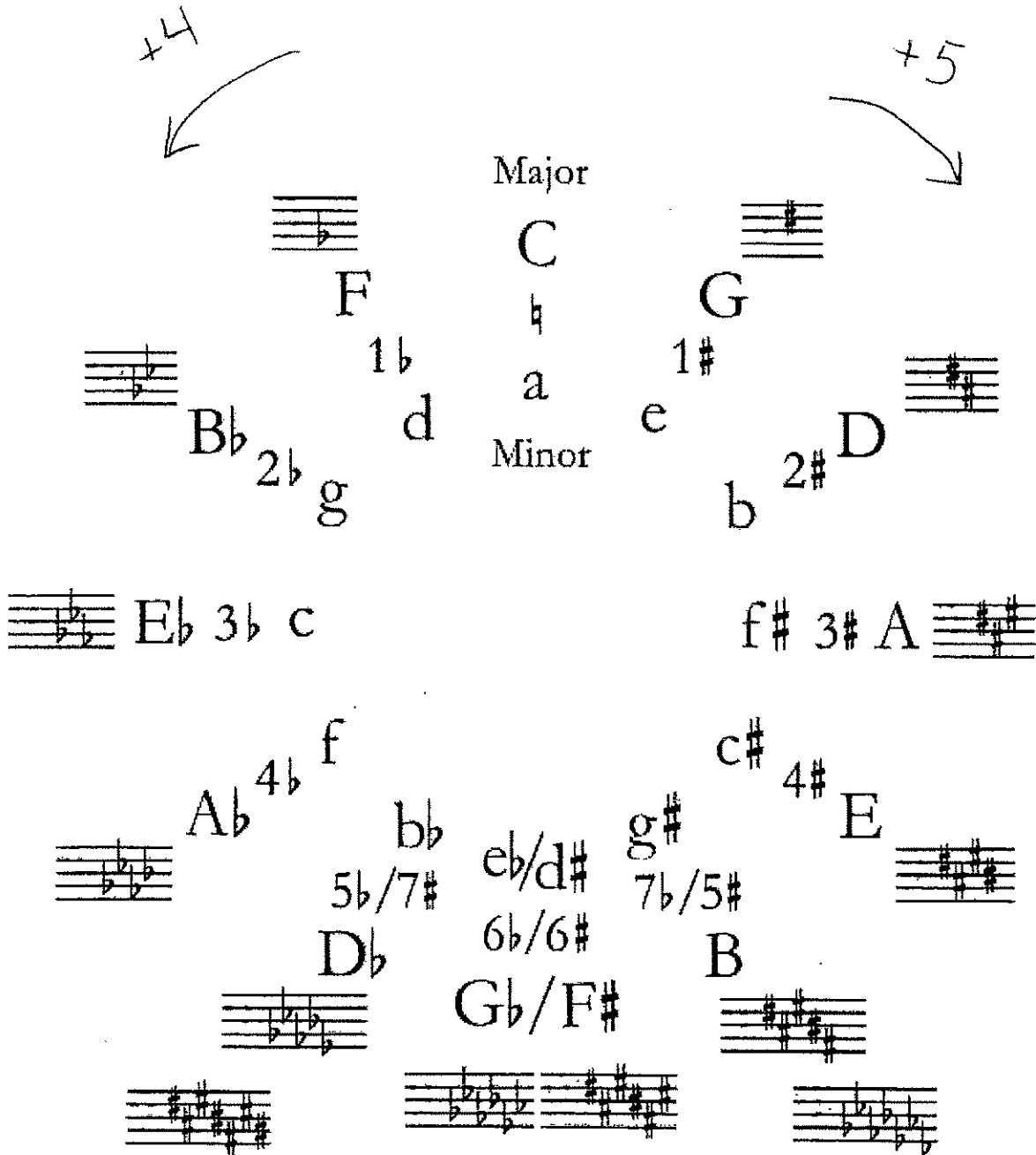
♩=120

1 4 0 1 4 1 4 4




Half pos.


The Circle of Fifths

- Contains every Major and Minor Key Signature.
- Key Signature tells you what notes to play in a piece. Example: D Major = F# and C#. Every other note is natural. F Major = Bb. Every other note is natural.
- Going clockwise around the circle = add 5 notes (counting the note you start on)
- Going counter-clockwise around the circle = add 4 notes (counting the note you start on)



Musical Terms

<p>Accent An emphasis or "punch" at the beginning of a musical sound.</p>	
<p>Adagio (Italian) Meaning a slow tempo or slow speed. Sometimes it is the name of a work like Mozart's Adagio for Violin and Orchestra.</p>	
<p>Andante (Italian) Meaning a walking tempo or walking pace; a moderate speed.</p>	
<p>Bar/Measure A specific number of musical sounds that are organized within a measure, and that are contained within two solid lines called bar lines.</p>	
<p>Beat/Pulse Regular pattern within a bar or measure.</p>	
<p>Cadenza (Italian) An extended solo (played alone) for the soloist in a concerto. A cadenza can also be a solo in an orchestral work for one or a group of instruments.</p>	
<p>Chorale Originally refers to a German Protestant hymn tune. In composition, it typically means a choral composition for voices or instruments, such as a Bach chorale. The word "Chorale" is also sometimes used as the name of a choir or chorus.</p>	
<p>Chord When two or more notes or pitches are sounded simultaneously a chord is created.</p>	
<p>Concerto A work for one performer or a group of performers with orchestral accompaniment.</p>	
<p>Crescendo (Italian) Meaning growing or becoming louder.</p>	
<p>Decrescendo/Diminuendo (Italian) Getting softer; the opposite of crescendo.</p>	
<p>Dolce (Italian) Meaning to be performed sweetly or delicately.</p>	
<p>Downbeat The first beat in a measure as conducted by the leader of an ensemble is called the downbeat.</p>	
<p>Ensemble 1) A group of musicians playing together like an orchestra or a string quartet; 2) The actual act of playing as a unit, or performing together.</p>	
<p>Fanfare A musical work used as an announcement, often played by the brass section of the orchestra or a single instrumentalist like a trumpet.</p>	

Fermata (Italian) To hold a note until stopped by the conductor.	
Flat When a flat symbol \flat is added to a note it lowers the note by a half-step. For example, if we have the note D and we add a flat to it the note now becomes D-flat or D \flat .	
Form The shape or organization of a musical composition.	
Forte (Italian) Loud or strong.	<i>f</i>
Fortissimo (Italian) Louder than forte.	<i>ff</i>
Half-step A musical interval (as E-F or B-C). (Half steps sound like the theme from <i>Jaws</i>)	
Harmony The simultaneous combination of pitches, especially when blended into chords that are pleasing to the ear.	
Instrumentation This can also be called orchestration when assigned to an orchestra. It is the way a composer or arranger takes musical sounds and assigns them to specific instruments.	
Key A group of pitches based on a particular tonic, and comprising a scale, regarded as forming the tonal basis of a piece or section of music.	
Larghetto (Italian) Usually slightly faster than largo.	
Largo (Italian) Meaning wide, broad. In music a tempo marking meaning to be performed quite slowly.	
Major This refers to either a specific chord or key. --When it refers to a chord, then the chord has three musical pitches with the space between the first and second pitches being four half steps, and the distance between the second and third pitches being three half steps. A half step is the smallest interval (space or distance) in traditional western classical music. It is the distance from any key on the piano to the closest adjoining key (white or black). --When major refers to a key, it is the central tonality upon which a work or movement is constructed, and will usually use the same tonic chord as the central or "destination" chord of the composition. For example, the Schumann Symphony No. 3 is in the key of E-flat major; and the first and last movements begin and end in the key of E-flat. Of course many keys and chords are used throughout this five movement work, but the most prominent one is E-flat.	
Measure A measurement of time in music that contains a specific number of pulses defined by a time signature, and that is contained within bar lines.	
Melody An identifiable succession of musical sounds.	

<p>Minor This refers to a specific chord or key. --When it refers to a chord the chord will have three different pitches. From the first to the second pitch or note there are three half steps, and the distance between the second and third pitch there are four half steps.</p>
<p>--When minor refers to a key, it is the central tonality upon which a work or movement is constructed, and will usually use the same tonic chord as the central chord. For example, the first movement of Beethoven's 5th Symphony is in c minor. The most prominent chord is a c minor chord and the central pitch is a C. Of course many keys and chords are used throughout the movement.</p>
<p>Molto vivace (Italian) Very lively, or at a very quick speed.</p>
<p>Motif An identifiable succession of musical sounds, but shorter than a complete melody.</p>
<p>Movement A large unit within a symphony or concerto. It usually is comprised of many themes or musical ideas.</p>
<p>Notes Symbols to represent sounds or pitches and duration of those sounds.</p>
<p>Octave The interval between two musical notes, the upper one of which has twice the pitch of the lower one. For example: Low D to High D is an octave apart.</p>
<p>Pianissimo (Italian) <i>pp</i> Softer than piano.</p>
<p>Piano (Italian) <i>p</i> Gently, soft.</p>
<p>Pitch The frequency* of a note determining how high or low it sounds (*"frequency" in this context is the number of complete oscillations per second of energy as sound in the form of sound-waves).</p>
<p>Piu (Italian) More. For example, piu piano would mean more softly.</p>
<p>Resolution A group of chords can create harmonic tension. When this tension is released with a calm chord, or a chord without tension, it is "resolved" and is thus called a resolution.</p>
<p>Scale An ordered succession of adjacent pitches, arranged in a sequence of whole steps and half steps, for example the major or minor scales. A specific scale is defined by its characteristic interval pattern and by its most prominent pitch, known as its tonic.</p>
<p>Sempre (Italian) Always. For example, sempre forte would mean always loud.</p>
<p>Sempre piu (Italian) Always more.</p>
<p>Sforzando (Italian) Forceful, usually accented.</p>

Sharp
When a sharp symbol # is added to a note it raises the note by a half-step. For example, if we have the note G and we add a sharp to it the note now becomes G-sharp or G#.
Solo
For one player (musician), or to be played alone. In an orchestral work it has come to mean the important line or part for one player, while soli would be the same for a group or section of players.
Step (or "whole step")
a musical interval between pitches (such as C-D or C-B b) comprising two half steps.
Symphonic form
The structure of a work for large ensemble.
Tempo (Italian)
The rate of speed of a musical work.
Theme
The most important melody at any specific time in a musical work. There can be one main theme in a work, or many themes.
Tonality
The organization of all the tones and harmonies of a piece of music in relation to a tonic.
Tonic
A pitch that is the first degree of a major or minor scale and the tonal center of a piece composed in a particular key.
Upbeat
The preparatory sign given prior to the first beat in a bar. Usually given by the conductor.

Accidentals and Tuning



sharp



natural



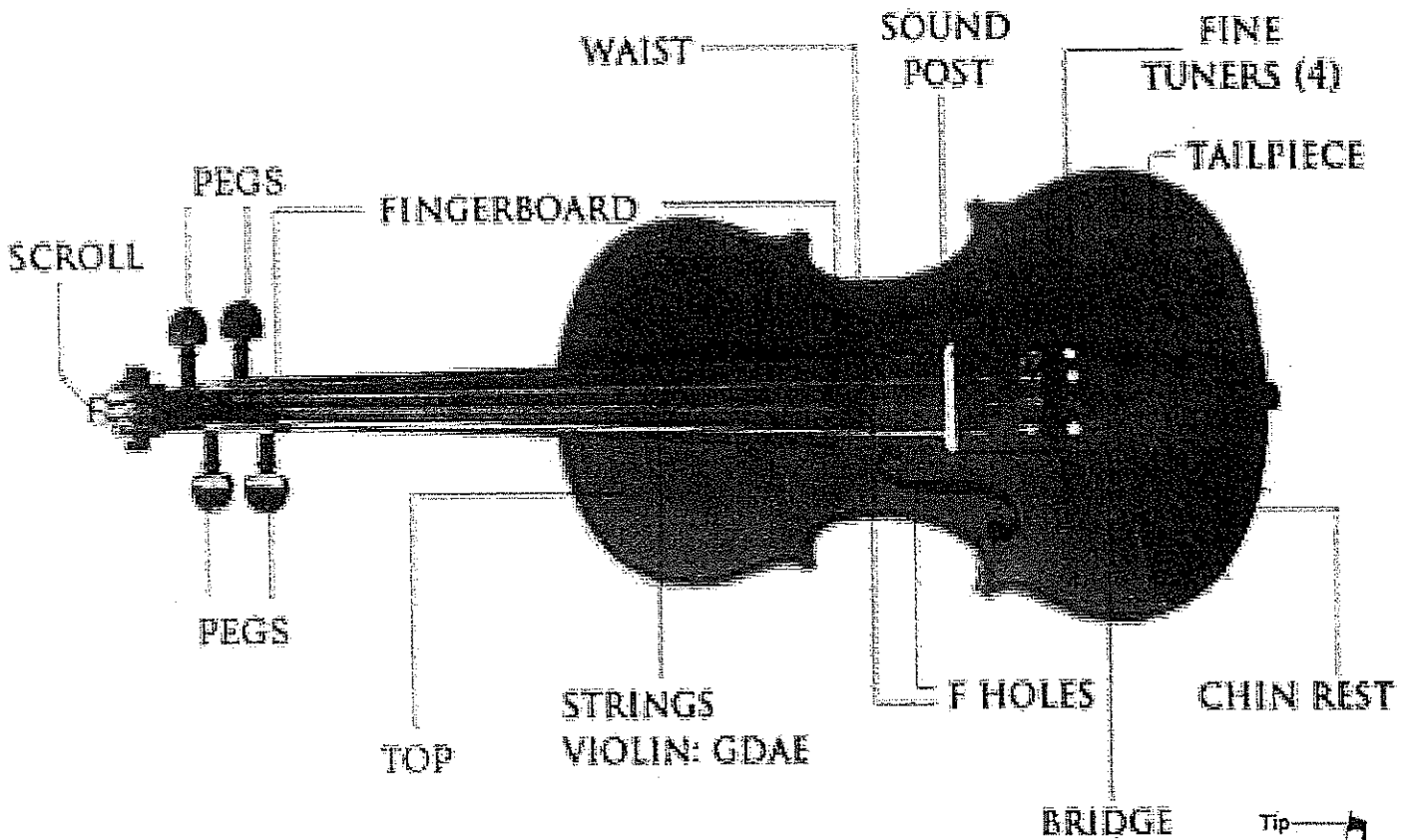
flat

- ★ Your strings are all natural notes
- ★ Don't trust your tapes! We are always LISTENING and ADJUSTING for good INTONATION
- ★ To make a note HIGHER or SHARPER, go TOWARDS the bridge.
- ★ To make a note LOWER or FLATTER, go AWAY from the bridge.

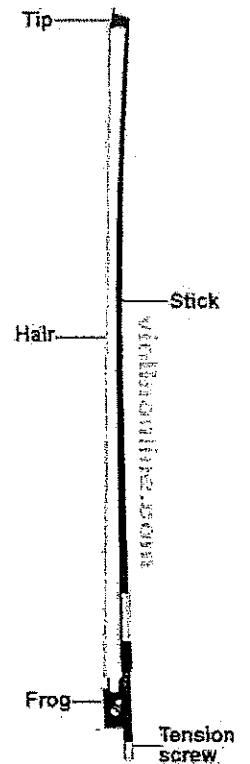
Dynamics



Parts of the Instrument



Parts of the Bow



Rhythm Checklist

When writing in Rhythms, use this Checklist

Do I see 1 2 3 4?

Do I have () for values that are longer than one beat?

For example:

This rhythm also gets parenthesis, even though it isn't longer than one beat

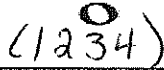

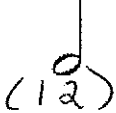





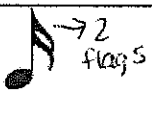

If there are eighth notes, do I have +?

For example:

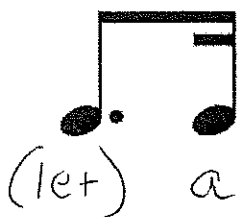
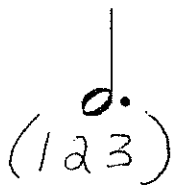
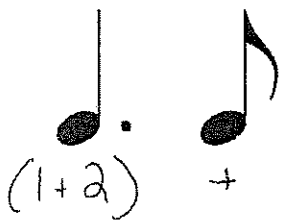
If there are sixteenth notes, do I have e + a?

For example:


Rhythm Guide

Name	Note	Rest	Beats	1 ⁴ / ₄ measure
Whole	 (1 2 3 4)	 (1 2 3 4)	4	(1 2 3 4)
Half	 (1 2)	 (1 2)	2	(1 2) (3 4)
Quarter	 1	 1	1	1 2 3 4
Eighth	 → 1 flag	 1	1/2	1 + 2 + 3 + 4 +
Sixteenth	 → 2 flags	 1	1/4	1e+a 2e+a 3e+a 4e+a

Dotted Rhythms:



Eighth/Sixteenth Combination Rhythms:



Flags and Beams: ↓

1 + = 1 +

1 e + a = 1 e + a

1 + a = 1 + a

How to Practice

First, make sure you have:

- Quiet place to practice
- Access to Google Classroom
- Scale Packet
- Orchestra Music
- Music Stand
- Pencil
- Metronome and Tuner (can be on your phone)

Try these strategies:

- ★ **Use a timer** to practice for short amounts of time, and take breaks. 2 MINUTES OF PRACTICE IS BETTER THAN NONE.
- ★ **Set goals** before you start practicing.
- ★ **Warm up** with a scale.
- ★ **Work on challenging parts first!** Don't just play things you know how to play already.
- ★ **Listen to recordings** of what you are practicing. Or go on YouTube and look for videos of orchestras playing the piece.
- ★ **Speak or clap challenging rhythms**, after writing them in.
- ★ **Speak finger numbers** out loud or in your head.
- ★ **Air bow** sections with complicated bowings.
- ★ **Practice pizzicato only.**
- ★ **Practice challenging slowly**, get faster gradually using a metronome. *parts*
- ★ **Practice with a friend! Perform for friends or family!**